

Creation date	11/02/2021
Date Last modified	30/04/2021
No TUTO sheet	FX1000_T01_V1_11022 1
Completion time	5 to 10 Min
Products concerned	Range : CROSS

Recommended tools Screw turner x 1


[Video link](#)

References : FX1000, FX1000-S, FX1100, FX1100-S


BEEPER CROSS SCOOTER UNLEASHING




Stage 1 - Lift the platform of your scooter for to access at the battery.
Take your battery out of its compartment



Step 3 - Get out the calculator of his location



Stage 2 - Unscrew them of them screw now the compartment from calculator in place



Stage 4 - Locate the cable blue and his connector black and unplug it.
Replace the calculator in his compartment, rescrew the plaque and reinstall your battery before of cast off the platform

Attention legal framework

- It is prohibited to circulate with a scooter whose maximum speed is not limited at 25 km/h. That means that if you unleash your vehicle, you not can use it that on ground private and in the frame of one use on the way public he is imperative to put back in compliance your vehicle.
- Unleash a EDP (Engine of Shift Personal) you exposed at a fine of 1500 € and the seizure from vehicle in case of exceeding of the speed authorized (25 km/h) on the way public.
- We remind you that it is compulsory for your vehicle to be insured (minimum civil liability declaration), and we advise you to wear a helmet and protective equipment.